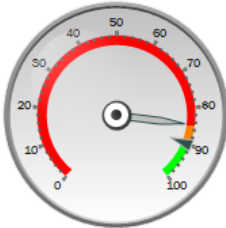

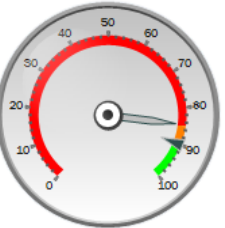
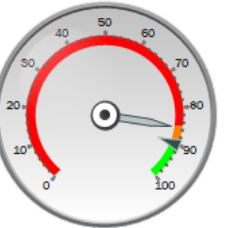

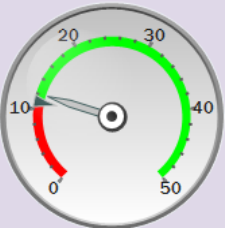
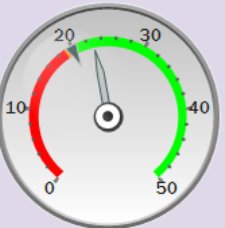



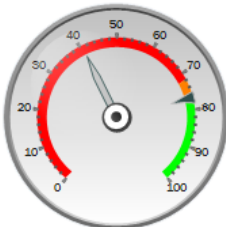
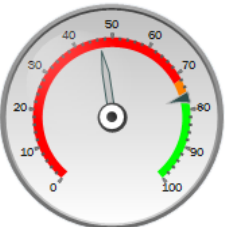
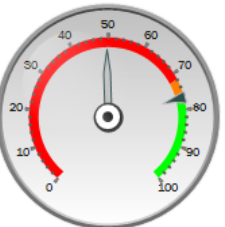
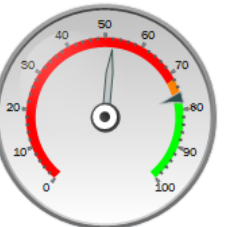
Children's Services Overview and Scrutiny Panel 2017/18: All Quarters YTD

Council Strategic Priority	Ref.	Measure	Q1 YTD	Q2 YTD	Q3 YTD	Q4 YTD	Actual YTD	Target YTD	YTD Status
Healthy, skilled and independent residents	1.1.1	Percentage uptake of MMR2 vaccination (Second Dose)					85.4	90.0	●

Q4 Commentary

YTD figure reflects the average of each quarter's performance. Public Health have prioritised this low take up through the Health and Wellbeing Board for 18/19

Healthy, skilled and independent residents	1.1.7	Number of training sessions delivered to schools/professionals in relation to mental health					35	30	★
--	-------	---	---	--	---	---	----	----	---

Healthy, skilled and independent residents	1.2.1	Percentage of children with a review at 2-2.5 years of age					51.9	77.0	▲
--	-------	--	--	---	--	--	------	------	---

Q4 Commentary

All 2 year olds are offered a review by the Health Visiting service, which is not statutory. Take up at 52% is below the south east average of 77%. While there are some parents who do not undertake a review, many of the parents who don't use our service report that their child has received an educational assessment at nursery which satisfies them that their child is making progress. This is not an eligible review as it does not encompass all of the health elements required. The service has launched extra promotion to parents about the importance of the review offering them in different locations. This will be a focus of the Health and Wellbeing Board in 2018/19.

Children's Services Overview and Scrutiny Panel 2017/18: All Quarters YTD

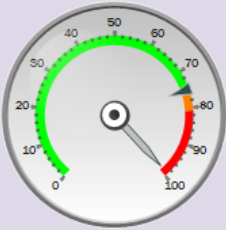
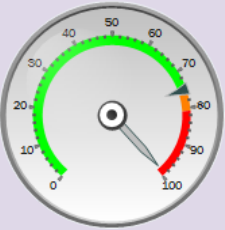


Council Strategic Priority	Ref.	Measure	Q1 YTD	Q2 YTD	Q3 YTD	Q4 YTD	Actual YTD	Target YTD	YTD Status
Healthy, skilled and independent residents	1.2.2	Percentage of early-years settings rated Good/Outstanding					86.9	90.0	●
<p>Q4 Commentary The nursery settings and childminders of the Borough have their quality assessed by Ofsted and they are in line with the national averages. 56 out of 65 settings were good or outstanding as of 31 March 2018. The Borough supports those that receive a low grading to support improvement before a re-inspection by Ofsted.</p>									
Healthy, skilled and independent residents	1.2.3	Percentage of care-leavers in education, employment or training					70.3	70.0	★
Healthy, skilled and independent residents	1.3.1	Percentage of borough schools rated by Ofsted as good or outstanding					86.2	84.0	★
Healthy, skilled and independent residents	1.3.2	Ranking for Free School Meal Attainment cohort achieving Early Years Foundation Stage (EYFS)					114	100	●

Children's Services Overview and Scrutiny Panel 2017/18: All Quarters YTD

Council Strategic Priority	Ref.	Measure	Q1 YTD	Q2 YTD	Q3 YTD	Q4 YTD	Actual YTD	Target YTD	YTD Status
----------------------------	------	---------	--------	--------	--------	--------	------------	------------	------------

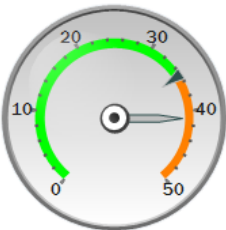
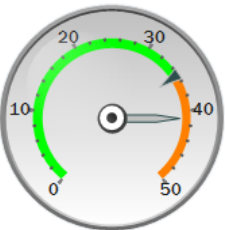
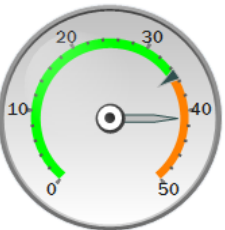
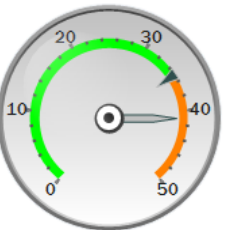
Annual Measure Commentary

Annual measure from the academic year 2015/16. Implementation of action plans have been in place since Autumn 2016. Year 1 (2016/17) focus was on individual action-planning with schools; Year 2 (2017/18) focused on running best practice networks. The action plan is set to run for 3yrs.

Healthy, skilled and independent residents	1.3.3	Ranking for Free School Meal Attainment cohort achieving Key Stage 2 (KS2)					99	75	▲
--	-------	--	---	--	---	---	----	----	---





Annual Measure Commentary

Annual measure from the academic year 2015/16. Implementation of action plans have been in place since Autumn 2016. Year 1 (2016/17) focus was on individual action-planning with schools; Year 2 (2017/18) focused on running best practice networks. The action plan is set to run for 3yrs.

Healthy, skilled and independent residents	1.3.4	Ranking for Free School Meal Attainment cohort achieving Key Stage 4 (KS4)					41	35	●
--	-------	--	---	--	---	---	----	----	---

Annual Measure Commentary

Annual measure from the academic year 2015/16. Implementation of action plans have been in place since Autumn 2016. Year 1 (2016/17) focus was on individual action-planning with schools; Year 2 (2017/18) focused on running best practice networks. The action plan is set to run for 3yrs.

Healthy, skilled and independent residents	1.3.5	Number of upheld permanent exclusions for all RBWM residents (Any school, inc independents)					6	6	★
--	-------	---	---	--	---	---	---	---	---

Q4 Commentary

There have been fewer permanent exclusions from school than expected so far in the academic year 2017-18, with school interventions having more impact than expected to prevent escalation to this outcome.

Children's Services Overview and Scrutiny Panel 2017/18: All Quarters YTD

Council Strategic Priority	Ref.	Measure	Q1 YTD	Q2 YTD	Q3 YTD	Q4 YTD	Actual YTD	Target YTD	YTD Status
Safe and vibrant communities	2.1.1	Percentage of Child Protection Plans lasting 2yrs or more					1.0	0.0	●

Q4 Commentary

Of the 181 child protection plans that have ceased in 2017-18, three lasted more than 2yrs. In one case the child was taken into the care of the local authority. At 31 March 2018 there is one open case with a plan longer than 2 yrs and all cases where the plan has been in place longer than 10 months are now reviewed each month by the Deputy Director to ensure that progress is being proactively driven.

Safe and vibrant communities	2.1.2	Percentage of children referred to children's social care more than once within last 12mths					23.0	18.0	●
------------------------------	-------	---	--	--	--	--	------	------	---

Q4 Commentary


During autumn 2017, the service has revisited practice within the MASH to ensure that thresholds were being consistently applied. This has seen the number of children subject to protection plans fall significantly to be in line with statistical neighbours. One consequence of this change is a rise in this re-referral measure which is now above the expected range while referral partners adjust their expectations of the MASH service.

Safe and vibrant communities	2.1.3	Percentage of Education, Health and Care Plans completed on time					100.0	92.0	★
------------------------------	-------	--	--	--	--	--	-------	------	---

Q4 Commentary

All new Education, Health and Care Plans have been published within the statutory timescale over the last year. All 759 statements of special educational needs have also been transferred to EHCPs by the deadline of 31 March 2018.

Children's Services Overview and Scrutiny Panel 2017/18: All Quarters YTD

Council Strategic Priority	Ref.	Measure	Q1 YTD	Q2 YTD	Q3 YTD	Q4 YTD	Actual YTD	Target YTD	YTD Status
Healthy, skilled and independent residents	5.4.1c	Number of council complaints received relating to children's services	?	?	?		37	?	n/a
<p>Q4 Commentary This is the first year of reporting and recording complaints in this way. A year end figure only is available for complaints. In 2018/19 further focus on improving the software to record complaints as well as working with services will improve reporting further. Complaints (and compliments) in 2018/19 will be reported bi-annually.</p>									
Healthy, skilled and independent residents	5.4.2c	Number of compliments received relating to children's services	?	?	?		103	?	n/a